

Application No. 440: PC ventilator

Author: Massimo Vecchi, Rom, Italy, maxvecchi@fastwebnet.it

Cooling delicate PC components systematically thanks to external ventilator

Sometimes you need to cool certain components on the inside of your PC, but there is no way to position the external ventilator.

Luckily, I recently bought super magnets - and now the problem is eliminated!

And this is how I did it:

1. Expand the four holes of the external ventilator with the drill a little bit.
2. Place one S-05-05-N (www.supermagnete.fr/eng/S-05-05-N) disc magnet in each of the holes.
3. Press the holes together with tongs until the magnets are clamped in there.






4. Attach 4 rod magnets, such as S-06-13-N (www.supermagnete.fr/eng/S-06-13-N), to the ventilator as spacers.



Now I can position the ventilator anywhere on the PC. No matter where I put it, it stays there and does its job (see pictures).

This application works better than I ever imagined!





Articles used

4 x S-05-05-N: Disc magnet Ø 5 mm, height 5 mm (www.supermagnete.fr/eng/S-05-05-N)

4 x S-06-13-N: Rod magnet Ø 6 mm, height 13 mm (www.supermagnete.fr/eng/S-06-13-N)

Online since: 22/12/2010

The entire content of this site is protected by copyright. Copying the content or using it elsewhere is not permitted without explicit approval.